





LC Duplex Adapter

FIBERTRONICS 




LC Duplex Adapters are versatile and fit a majority of patch panels, wall-mounts, racks, and adapter plates.

Our LC Duplex Adapters fit standard Simplex SC cutouts for patch panels, cassettes, adapter plates, wall-mounts and more. These adapters have the most common footprint, and as such will fit universally into any company's product which adheres to current fiber optic standards.

Features & Specifications

- Available with or without flange
- Fast and easy connection
- Lightweight and durable plastic body
- Integrated mounting clip allows for easy snap-in installation
- Ceramic alignment sleeve for precision mating
- Color coded for rapid fiber mode identification, reduction of errors and mode mismatch.
- Reduced signal loss
- Adapters ship with standard plug-style dust caps

Scan to visit our store

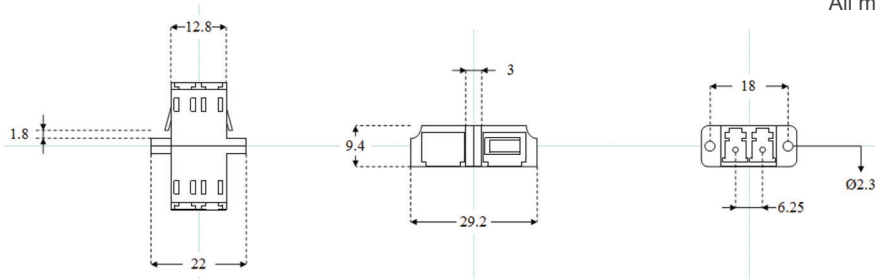


Standard LC Duplex Adapters

At Fibertronics we offer two variations of LC Duplex Adapters, **Full Flange** and **Reduced Flange**. Full Flange adapters offer additional stability by screw-mounting, whereas the Reduced Flange adapters allow for a smaller footprint within adapter plates.

LC Duplex Full Flange

All measurements are in millimeters unless otherwise stated

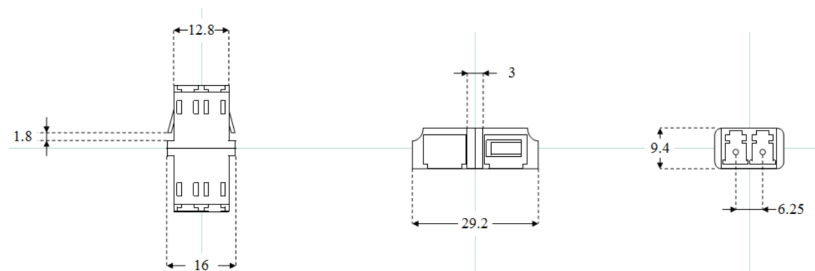


Ordering Options

FT-ADDX-LCSMBW	Blue (LC/UPC Singlemode)
FT-ADDX-LCSMGW	Green (LC/APC Singlemode)
FT-ADDX-LCMMTW	Tan/Beige (LC/UPC Multimode)
FT-ADDX-LCMMAW	Aqua (LC/UPC OM3 Multimode)

LC Duplex Reduced Flange

All measurements are in millimeters unless otherwise stated



Ordering Options

FT-ADDX-LCSMBO	Blue (LC/UPC Singlemode)
FT-ADDX-LCSMGO	Green (LC/APC Singlemode)
FT-ADDX-LCMMTO	Tan/Beige (LC/UPC Multimode)
FT-ADDX-LCMMAO	Aqua (LC/UPC OM3 Multimode)